



SINGLE RESPIRATOR

HALF MASK | PRODUCT CODE: RS005



PRODUCT DESCRIPTION

Pionner® RS005, Single cartridge, reusable, lightweight and adjustable, half mask is used in combination with Pioneer® gas and/or particulate filter/cartridges, designed to protect the user's respiratory system from breathing in the hazards of dangerous gases and particulates.

The RS005 half mask design entails a high-performance exhalation valve, situated in a black PVC (Polyvinyl chloride) body, that has a soft seal on the face with a dual elastic head band complete and large quick release toggles for ease of putting on and taking off when used with gloves.

The RS005 half mask has a low profile design, that integrates with face shields, eye protective devices and hard hats.

Pioneer RS005 is a standard size half mask body and being adjustable allows for a customized fit for the user, that complements the Pioneer® twin cartridge filter system, resulting in lower inventory of cartridges and respirators.

Pionner respiratory equipment is easy to use, clean and has minimal maintenance.

STYLE

Single cartridge, adjustable, PVC body, re-useable half mask with a storage protective mould.

RESISTANCE TO TEMPERATURE

- a) 24 h in a dry atmosphere of (70 + 3) °C.
- b) 24 h at a temperature of (-30 + 3) °C.

EXHALATION VALVE

Continuous exhalation flow of 300 l/min over a period of 30s. Housing and its attachment withstood an axial tensile force of 50N applied for 10s.

MASS

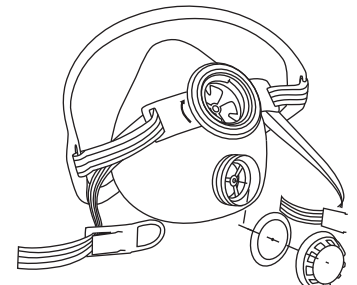
95.5 g with no cartridge assembly.

INWARD LEAKAGE

<5 % of the inhaled air & mean result not exceeds 2%.

HALF MASK BODY

PVC (Polyvinyl Chloride).



PACKAGING, STORAGE & OBSOLESCENCE

Each Midi half mask is packed individually in a retail packet complete with a plastic euro slot hanger sold as 40 units in a box. The black plastic protective mould /shipping cover must be removed prior to use placed back on after use to protect the mask mould seal when in storage. Store in a cool dry place. The masks if stored correctly they should have a shelf life of five years.



FITTING INSTRUCTIONS

Notes: Please assemble cartridges/filters (see instructions of the filter) before wearing.

1. The cartridges should be fit pairwise onto the mask body by correct methods before using.
2. Loosen the elastic straps and place the mask under your chin.
3. Take the upper elastic strap and pass it around the back of your head, take the lower elastic strap and pass it around the back of your neck. Mould the nosepiece around the nose to seal it off completely.
4. Check the seal by breathing out hard and ensure that no air leaks around the sides of the mask.

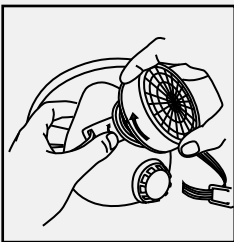


Fig-01

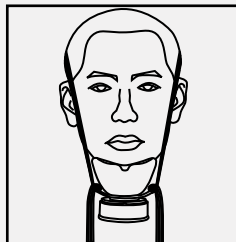


Fig-02

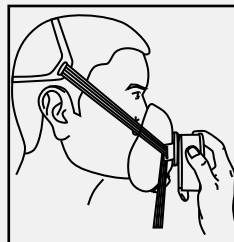


Fig-03

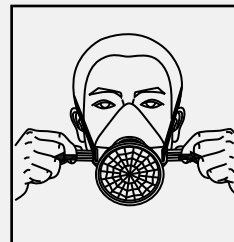


Fig-04

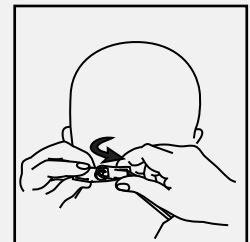


Fig-05

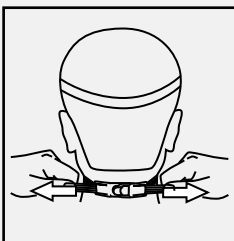


Fig-06

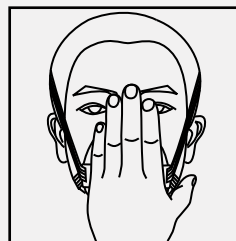


Fig-07

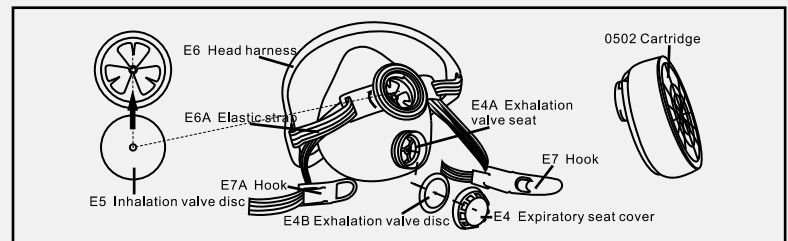


Fig-08

RS005

EN140:1998

NRCS/8072/0295

